

# On Stage with American Family Theater

Study Guide:




Another fine teaching tool from:



American Family Theater inc.

© American Family Theater, Inc.

# On Stage with American Family Theater Alice in Wonderland




## Table of Contents:

Letter from the Producer .....	3
Before You Go .....	4
Theater Etiquette .....	5
Scenic Breakdown .....	6
Synopsis .....	7 & 8
About the Author .....	9
After the Show .....	10
Interdisciplinary Activities .....	11 & 12
Acrostic .....	13
Think Theatrically .....	14
Fan Letter .....	15
Theater Vocabulary .....	16
Write a Review .....	17
Careers in the Arts .....	18
Word Search .....	19
Draw a Picture.....	20
Maze.....	21



# On Stage with American Family Theater



**Letter from  
the Producer!**

Dear Educator:

This guide contains suggested learning experiences for various grade levels. It is intended to help your students enjoy and utilize the theater-going experience. Please select those ideas that best relate to your curriculum and classroom needs. We would appreciate knowing which suggestions you actually incorporated into your lesson plans and how they worked for you.

Share your fun and ideas with us. We will be pleased to receive any projects that grow from this experience... letters, cassettes, original drawings, photos, etc. You may send them to:


American Family Theater, Inc.  
1429 Walnut Street  
4<sup>th</sup> Floor  
Philadelphia, PA 19102

Theater is, indeed, a superb learning tool that you and your students will share, cherish and remember. We look forward to welcoming you and your classes to the theater.


Cordially,

Laurie Wagman  
Founder/Chairman


# On Stage With American Family Theater



## Before You Go:


 **ASK** the students to recall the story of ALICE IN WONDERLAND by telling it informally, as they remember it. Have they recounted the traditional story or an adaptation? Discuss the fact that there are many versions or adaptations of all tales. Identify the main characters and the basic story using the attached synopsis.

**DETERMINE** if they have seen the story of ALICE IN WONDERLAND performed before (On film? On stage? At school? In professional theater? Maybe on TV or video?) and in what art form. (Play? Ballet? etc.) Maybe they have read the book? Discuss any recollections in terms of similarities and differences. Do the different art forms affect their impressions? If so, try to make them aware of their varying reactions.


**SET** a part of the classroom aside for a ‘Wonderland Corner’. Ask students to bring in various books, CD’s, tapes, pictures, dolls, puppets, original drawings, etc. for perusing at their leisure. 

**EXPLAIN** to students that they are about to see a live, on-stage production of ALICE IN WONDERLAND. There will be songs and dances, as well as acting, to tell the story.

*Note: This original musical adaptation is presented by American Family Theater for audiences across the country. Students can expect to see the traditional Alice in Wonderland characters.*

 **ENCOURAGE** the students to relax and get into the spirit of the play once they are in the theater. Tell them they should use their imaginations freely and feel comfortable to respond openly to the actors on the stage.

# On Stage with American Family Theater




## Theater Etiquette:

The audience plays a key part in the overall theater experience. Each audience member affects those around him or her as well as the performers.


**Remind your class that everyone will have an especially wonderful time at the performance by remembering their theater manners.**

### Here is how students can help:

- ❖ It is important to remain seated throughout the entire performance.
- ❖ Restroom visits are best made prior to seating.
- ❖ Photography and recording during the performance are not permitted.
- ❖ Give your full attention and energy to the performers. In return, the performers give it back to you with a better performance.
- ❖ Don't talk during the show unless you are asked. Sometimes we think that if we whisper, it is okay. But if everyone in the audience whispers, it can be disruptive to the performers.
- ❖ Turn watches, pagers and cell phones to silent.
- ❖ Do not interrupt performers with comments that may disrupt the performance for others.
- ❖ Show the performers your appreciation for their efforts by applauding.



On Stage  
 with  
 American Family Theater  
 Alice in Wonderland



Scenic Breakdown:

CHARACTERS

Alice	Queen of Hearts
Mrs. Mumford, Alice's Governess	Duchess
White Rabbit	Knave of Hearts
Caterpillar	Mad Hatter
Tweedledum	Dormouse
Tweedledee	

SCENIC BREAKDOWN/MUSICAL NUMBERS

ACT I

**SCENE 1** A Room in Alice's House  
 "RABBITS DON'T CARRY WATCHES".....Mrs. Mumford & Alice

**SCENE 2** En Route  
 "WONDERLAND".....White Rabbit & Alice  
 "JOURNEY TO WONDERLAND".....The Company

**SCENE 3** Through the Looking Glass  
 "WONDERFUL".....Caterpillar  
 "NEVER SEEN AN EGG LIKE THAT".....Alice, Tweedledum, Tweedledee  
 "LULLABY".....Duchess, Queen, White Rabbit

**SCENE 4** The Palace  
 "A BALL AT THE PALACE".....Alice, Queen, White Rabbit,  
 Knave, Caterpillar


ACT II

**SCENE 1** The Mad Hatter's Garden  
 "FOUR O'CLOCK TEA".....Mad Hatter & Dormouse


**SCENE 2** The Queen's Court  
 "SOON YOU'LL SEE THE SUN".....Alice, Knave, Caterpillar  
 "THE TRIAL".....The Company

**SCENE 3** Alice's Room  
 "WATCHES" (reprise).....Alice  
 "FINALE".....The Company

# On Stage with American Family Theater Alice in Wonderland



Oh, How very curious! American Family Theater's production of Alice in Wonderland is sure to transport you through the looking glass to a land filled with excitement, music, and fantasy.

Alice's journey begins in her bedroom, where Alice is getting ready for the day. While brushing her hair, Alice thinks she hears voices calling her name. Her Governess, Mrs. Mumford, enters and tells Alice that the voices are all in her head. Alice is not convinced, remembering  not so long ago she saw a rabbit carrying a watch in his vest pocket. Mrs. Mumford tells Alice to stop talking nonsense and to hurry along for the day's activities. (Rabbits Don't Carry Watches)

When Mrs. Mumford leaves, suddenly a rabbit appears in Alice's mirror beckoning her to come with him to Wonderland, because he is late, so very, very late! (Wonderland) From here Alice follows the White Rabbit through the looking glass to Wonderland.

Once in Wonderland, The White Rabbit leaves Alice alone in a clearing, where she meets a know-it-all Caterpillar with a special talent for numbers. When Alice tries to correct his mathematics, he tells her to stop speaking nonsense, because he knows what everything means! (Wonderful)

Frustrated with her seeming petulance, the Caterpillar leaves Alice. Suddenly Tweedledum & Tweedledee, two large young men with a penchant for poetry, appear from behind a tree. After sharing some of their favorite rhymes, Tweedledum and Tweedledee introduce Alice to their hard-boiled friend, Bumpity Dumpity! (Never Seen an Egg Like That) The Tweedles lead Alice into another part of the forest where she crosses paths once again with the White Rabbit. The White Rabbit reads a proclamation that is most alarming to Alice:



*The Queen of Hearts made some tarts, all on a summer's day.*



*The Knave of Hearts stole the tarts, and took them clean away.*

In a flash of bombast and bluster, The Queen of Hearts enters with an unforgettable directive: OFF WITH HIS HEAD! This order is directed at the Knave of Hearts who despite the Red Queen's insistence maintains his innocence. But unfortunately, the Knave has given the Queen something else to be angry about: he accidentally planted white roses in the Red Queen's garden. And worse, he painted the white roses red to try and fool her! The Queen points this out because, she says, "It proves the Knave is sneaky, and it takes a sneaky person to steal my tarts!"

The Duchess, who has watched the proceedings with quiet anticipation, now has her hands full trying to keep her baby quiet. But Alice soon notices that the Duchess' baby isn't a baby at all, but a pig! At the Queen's urging, the Duchess, White Rabbit and Queen sing a song to put the baby pig to sleep. (Lullaby)

As the Duchess exits to put her "little darling" to bed, the Caterpillar enters offering his services to the Queen, who tells him that he will be the Knave's lawyer in his trial as soon as the Knave is found. When the White Rabbit enters with the Knave, the Queen of Hearts immediately proclaims off with his head. When Alice reminds the Queen that there has to be a trial first, the queen has a better idea: let's have a victory celebration first! (A Ball At The Palace)

At the beginning of Act Two, Alice finds herself in the garden of the Mad Hatter. The Mad Hatter and Dormouse are busily preparing for four o'clock tea, to be served precisely at three. (Four O'clock Tea) Alice tries quite unsuccessfully to join the Mad Hatter and Dormouse for tea. The Caterpillar and the Knave walk into the garden. The Caterpillar is furiously giving legal advice to the Knave, who is depressed because he is afraid that there is nothing he can do to save his head from the Queen of Hearts. The Caterpillar tells the Knave to stop being gloomy, and to look for the silver lining behind every dark cloud. (Soon You'll See the Sun)

At the end of the song, the Queen enters. When she sees the Knave of Hearts, she immediately proclaims, off with his head! A thrilling chase ensues, and transports us back to the Queen's courtroom.


Back at the Queen's Court, the trial begins. (Trial) Alice tries to tell the Queen that she cannot be part of the jury, because as the Queen she won't be fair. Dismissing Alice's allegation the Queen asks herself if she will be fair during the trial, and of course, her answer is yes! "Get it over with quickly" is the Queen's new order for this trial. After some nonsensical interrogation, and equally wacky cross-examination, the Queen calls for the jury's verdict. (Trial) When the Mad Hatter can't remember the verdict, the Queen delivers her own verdict, guilty. Alice tells the Queen that her brand of justice is not fair. The Queen of Hearts, not to be outdone by a young girl, orders her soldiers to chop off Alice's head!

Before she loses her head, Alice finds herself back in her bedroom. Unable to remember how she got there, or got out of Wonderland, Alice convinces herself that she must have been daydreaming. But no sooner than Alice tells herself that Mrs. Mumford was right about the non-existence of talking rabbits and dancing cards, Alice looks in the mirror, and sees the White Rabbit! (Finale)

Filled with colorful sets, inventive costumes, and creative staging, American Family Theater's Alice in Wonderland is sure to enchant audiences everywhere.



On Stage  
with  
American Family Theater  
Lewis Carroll (1832-1898)



About the Author:



The 'wonder'ful land of wonderland was created by Charles Lutwidge Dodgson under the pen name Lewis Carroll. He was born on January 27, 1832 in Daresbury, England where he used to tell stories to entertain his family.

He graduated from Oxford University and later became a mathematics teacher there. But math was not his only interest. He liked art, theater and photography.

As an adult he loved to use his imagination to create stories for the children of his friends. *Alice in Wonderland* was created to entertain the three daughters of Henry George Liddell: Edith, Lorina and, of course, Alice. Later, it was handwritten, illustrated and bound and given to Alice Liddell as a Christmas gift in 1864. The printed version was first published in 1865, titled *Alice's Adventures in Wonderland* and was illustrated by Sir John Tenniel. It was followed by *Through the Looking Glass and What Alice Found There* in 1871.

The Alice stories have been translated into many languages and enjoyed by not only children but also adults all around the world.



# On Stage with American Family Theater



## QUESTIONS FOR DISCUSSION

Ask the students to express their feelings as they recall the story line of the production.



- Do they think Alice will return to Wonderland someday?
- Is Wonderland a real place?
- How would you describe the Queen of Hearts?
- What would it be like to live in a place where only one person decided what was right and what was wrong? Are there such places in the world? Where?
- Why do you think the White Rabbit is always late? Are you usually early? ...late?
- Did you think TweedleDee and TweedleDum were funny? Could you tell which was which?
- Did you like the Tea Party? Do you think it is polite to invite someone to have tea with you and not have enough cups? What would you do in that situation?
- Do you think that the Mad Hatter and the Dormouse have trouble telling time? Is that why their tea party started so early? Can you tell time?
- Do you think it was a good idea to paint the white roses, red? Would you do it if you could?
- Do you think the Knave of Hearts really stole those tarts?




## ALTERNATE TITLES

Have the students be creative and think of some other possible titles for the show.

## JUST FOR FUN:

Have a Wonderland tea party. Design and deliver invitations to another classroom. Serve "Wonderland Tea" and cookies. Decorate with your 'Looking Glass' projects, wear your "Mad Hatter" hats, play cards with your Alice in Wonderland cards and don't forget to do your songs and rhymes you created.

# On Stage With American Family Theater



## HISTORY

- ❖ Use the internet and your school library to research the Victorian Era. What did they wear, eat and do for fun? Study the architecture and important people.

## MATHEMATICS

- ❖ Math Challenge: Caterpillar has some problems with math... He thinks that  $8 + 8 = 88!$  Can you help him? Start with  $1 + 1 =$ ,  $2 + 2 = \dots$  See how high you can go!
- ❖ White Rabbit is always late! Have the students practice telling time. (Teatime is...etc.)

## LANGUAGE ARTS

### ❖ WRITING ASSIGNMENTS:



- Change 'Alice' to your name and write a story about your travels through 'wonderland'.
- Write a sequel to the Alice in Wonderland story.
- Have students play the character in the show and other students interview them and write articles about them.

### ❖ VOCABULARY

Use a dictionary to look up some vocabulary from the show. Be sure to use them in a sentence! Ball, croquet, hatter, looking glass, palace, Queen

### ❖ WORD GAMES:

- Have the students find as many words as they can using the letters in:

A L I C E I N W O N D E R L A N D

- Lewis Carroll also wrote a fun poem called *Jabberwocky* in which he uses lots of nonsense words. Identify which are real and which are nonsense words. Try replacing the nonsense words with real ones that make sense in the poem.

## TECHNOLOGY

- ❖ Use the interviews and articles about the show and character to create a newspaper using a word processing program. Include advertisements too!
- ❖ Do research on the internet to find out about the real ‘Alice’.
- ❖ Check out these websites: [www.lewiscarroll.org](http://www.lewiscarroll.org) and [www.ruthannzaroff.com/wonderland](http://www.ruthannzaroff.com/wonderland) .



## GEOGRAPHY



- ❖ Learn or practice map skills by having the students create their own Wonderland and then mapping it out.

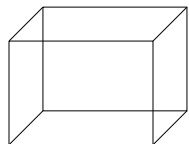
## MUSIC

- ❖ Collect as many soundtracks from musical versions of Cinderella as you can find. Have the class listen to them all. What are the differences? How do the versions use the music to convey each part of the story.
- ❖ Make up songs using rhythms of songs you know and changing the words.

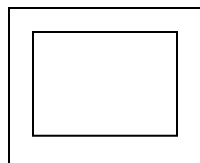


## CRAFTS

- ❖ “Mad Hatter” Make “Mad Hatter” hats that make you giggle. Use any kind of hat you like and decorate it any way you want... use glitter, flowers, feathers... anything!
- ❖ Create your own ‘Wonderland’:



1. Create your own Wonderland inside a shoebox.




2. Create a frame and attach clear plastic for the ‘glass’ to create your own ‘looking glass’ and attach it to the front of the box.

- ❖ Create your own deck of cards using the characters in Alice in Wonderland. Decorate them with your own pictures and use them to play games with afterwards!

## ART

- ❖ Look for picture of John Tenniel’s famous illustrations of Alice in Wonderland. How do his illustrations influence what they expect the characters to look like. Make two sets of cards with the pictures on them and play the memory game.

# On Stage With American Family Theater



## Acrostic:

An acrostic is a simple poem based upon a single word. Use the words Alice in Wonderland and try to find other words or phrases, beginning with those letters, that pertain to our show.

**A**    **MERICAN FAMILY THEATER**

**L**    \_\_\_\_\_

**I**    \_\_\_\_\_

**C**    \_\_\_\_\_

**E**    \_\_\_\_\_

**I**    \_\_\_\_\_

**N**    \_\_\_\_\_

**W**    \_\_\_\_\_

**O**    \_\_\_\_\_

**N**    \_\_\_\_\_

**D**    \_\_\_\_\_

**E**    \_\_\_\_\_


**L**    \_\_\_\_\_

**A**    \_\_\_\_\_

**N**    \_\_\_\_\_

**D**    \_\_\_\_\_

# On Stage With American Family Theater



**THINK THEATRICALY!**

## **ABOUT THE PRODUCTION:**

- Describe the sets and how they establish the scenes for different parts of the story. (What did you actually see and what did you see with your imagination?)
- How did the addition of music and dance add to the story?
- What kind of dances did you see? (Ballet? Waltz? Etc.) How were they different?
- What did the different costumes tell you about each character?
- What do you think was the funniest part of the show? The scariest? The nicest?
- Have you ever been to a live stage show before?
- What role did the audience play in the production?
- If you could be in the show, which role would you prefer?
- What other stories do you think would be fun to see as a play?

**Note:** American Family Theater uses highly technical special effects called intellibeams that create special effects with moving patterns of light and color both on stage and in the audience.

## **HOW ABOUT YOU:**

- Do you like to act? Sing? Dance?
- Have you ever been on stage?
- What did you do on stage?
- Share your experience with your class.
- Would you like to be in a show?



## **CREATE YOUR OWN MUSICAL:**

Write your own story or choose a favorite storybook and make a musical out of it. Start by writing a script, music & lyrics. Decide who will play each part, who will sing and who will dance.

Choreograph the song(s). Have the students not playing parts design sets and costumes and make them. Give everyone a job that best suits their capabilities! Perform your play for another class or grade.



On Stage  
With  
American Family Theater








Here is a list of words about the theater for you to get to know!

<b>Actor</b>	A theatrical performer.
<b>Applause</b>	Approval expressed by the clapping of hands.
<b>Back-Stage</b>	The area behind and to the side of the part of the stage where the action of the performance takes place.
<b>Choreographer</b>	The person who develops and arranges the dance movements for the dancers and actors.
<b>Composer</b>	A person who writes music.
<b>Costume</b>	A style of clothes, including garments, accessories and hair style, characteristic of a particular country, period or culture, worn on-stage during a theatrical production.
<b>Crew</b>	The group of people who run the various technical operations during a performance, including the lighting, curtain, set, scene changes, sound effects and props.
<b>Designers</b>	Individuals who create the set, costumes, lighting and sound effects for the performance.
<b>Director</b>	The person who supervises all the artists during rehearsals and instructs all dramatic aspects of the production.
<b>Lyricist</b>	The person who writes the words for a song.
<b>Musical Theater</b>	A play that uses music, song and dance to tell the story.
<b>Play</b>	A staged representation of an action or story.
<b>Playwright</b>	The person who writes plays.
<b>Props</b>	All the objects used in a theatrical production.
<b>Score</b>	The sheet music that the actor memorizes and performs.
<b>Script</b>	Pages from which the actors read their lines.
<b>Stage Manager</b>	The person who assists the director during rehearsal and supervises the physical aspects of a stage production.



# On Stage With American Family Theater



Accompanist 	Computer Graphics	Illustrator	Props Designer
Actor/Actress	Composer	Instrumentalist	Publisher
Artist	Concert Singer	Librettist	Scenic Designer
Artistic Director	Conductor	Lighting Designer 	Special Effects
Art Teacher	Costume Designer	Makeup Artist	Stage Director
Band Director	Critic	Music Teacher	Stage Hand
Casting Director	Dancer 	Musician	Stage Manager
Choir Director	Dialect Coach	Orchestrator	Theater Director
Choreographer	Extra	Painter	Camera Operator
Cinematographer	Fashion Designer	Producer	Vocalist 

## Active Learning

What career would you consider interesting?  
Where do you think you could go to learn more about it?

---



---



---




---



---

# On Stage with American Family Theater



American Family Theater brings many wonderful classics to life on stage. Each musical production is filled with beautiful dance, costumes, sets, song and special effects to tell the story.



Find and circle the names of favorite characters from the word bank below. The names can go up, down, diagonal, backwards or forwards.

A	I	E	V	A	N	K	N	W	E	M	I	T	Y	N	I	T
P	A	C	A	L	T	U	N	Y	T	A	N	Q	N	O	U	A
S	B	N	G	I	V	O	I	S	C	T	S	A	E	B	P	Q
C	R	B	N	R	J	Z	D	M	L	V	H	M	M	D	L	D
R	Q	U	E	E	N	G	D	K	C	V	P	A	A	N	N	S
O	D	S	T	U	F	K	A	I	F	T	P	L	B	O	I	F
O	I	D	H	M	H	R	L	U	Z	R	I	L	G	T	E	T
G	A	O	O	W	D	B	A	W	I	A	N	E	N	W	A	V
E	M	R	D	O	E	X	Y	N	C	X	O	R	R	I	L	X
Q	R	O	N	R	J	U	C	J	K	K	C	E	K	Z	I	T
P	E	T	S	C	F	E	H	D	E	Y	C	D	N	A	C	M
Y	M	H	B	E	A	U	T	Y	K	F	H	N	B	R	E	F
N	E	Y	H	R	V	W	E	K	D	K	I	I	G	D	C	C
I	L	G	R	A	Z	Q	X	P	J	F	O	C	W	O	U	S
O	T	R	J	C	E	X	F	I	K	H	O	F	C	F	W	L
G	T	Z	Q	S	J	G	Y	C	R	M	L	L	I	O	N	Q
L	I	D	M	E	Z	Z	U	V	J	I	B	B	X	Z	P	H
A	L	Y	S	W	I	H	T	O	M	S	A	W	Y	E	R	A
G	N	I	K	C	O	T	S	G	N	O	L	I	P	P	I	P




## Word Bank

Aladdin	Huck Finn	Queen
Alice	Knave	Scare Crow
Anne Frank	Lion	Scrooge
Beast	Little Mermaid	Tin Man
Beauty	Pinocchio	Tiny Tim
Cinderella	Pippi Longstocking	Tom Sawyer
Dorothy	Prince	Wizard of Oz




On Stage  
with  
American Family Theater




Be Creative:

Make a picture of your favorite scene in the performance. Be sure to show costumes, the set and the actors you like best.



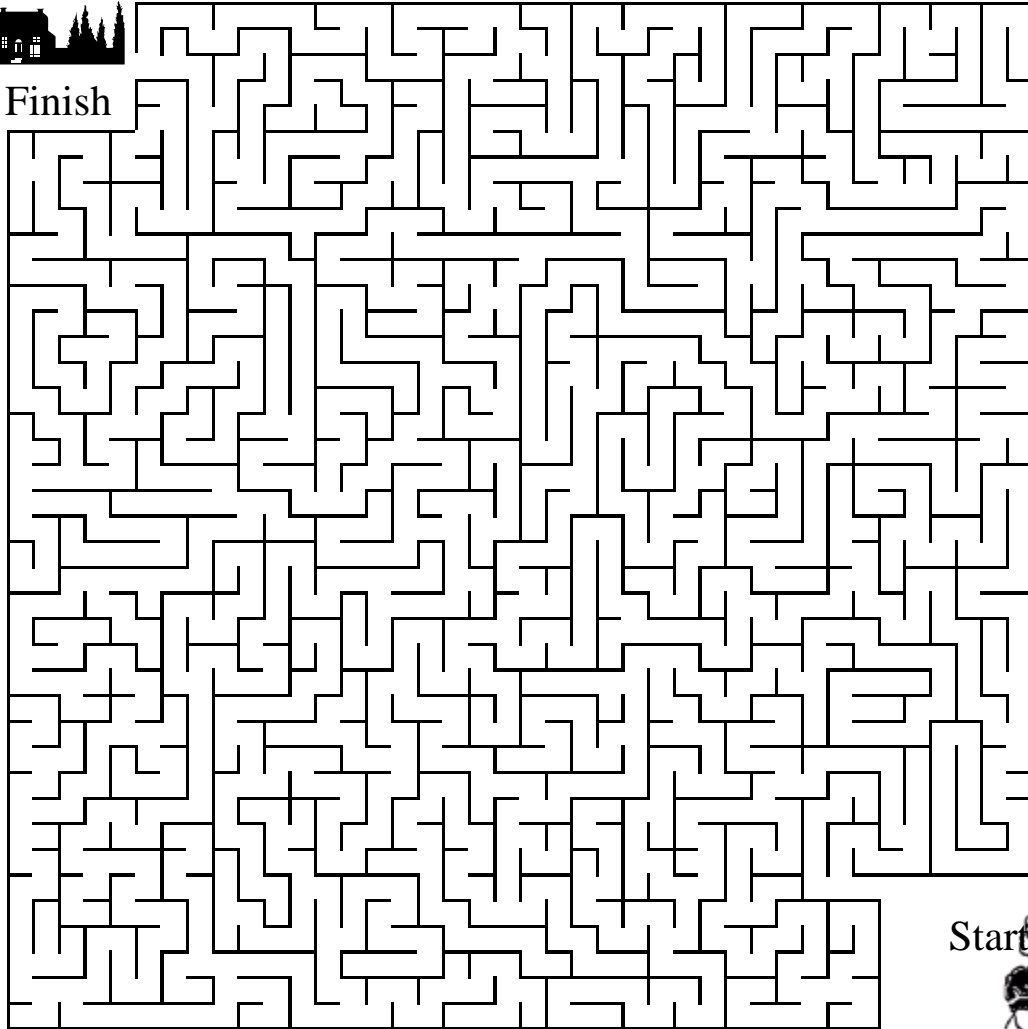
On Stage  
with  
American Family Theater  
Alice in Wonderland



Help Alice find her way out of Wonderland and back home!



Finish



Start

